


Sysmac Studio Installation Guide

Step by Step Instructions for Getting Started with Sysmac Studio



Introduction

In order to empower Sysmac Studio users to manage their own licenses autonomously, Sysmac Studio has expanded the capabilities by adding new Sysmac Studio expanded licenses. Allowing users to register licenses on a global online portal. This global portal will empower users to manage their license while continuing to enjoy the perpetual access of Sysmac Studio.

Of course, this does not disrupt any user's current access to Sysmac Studio with traditional licenses.

Introduction

In addition to adding the global license portal, the Sysmac development team allows the Sysmac Studio Expanded Capability users to manage their licenses offline in a desktop application. Giving users access to license management on their desktop.

This desktop application, *Omron License Manager*, is included in the current download process and should be installed after Sysmac Studio is installed.

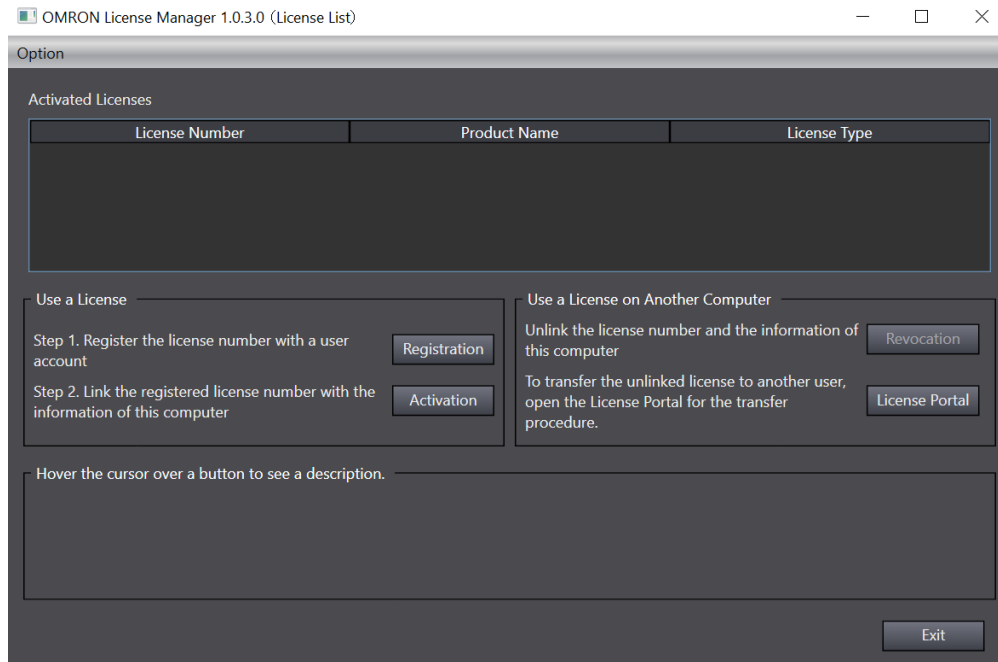




Table of Contents

Starting on Slide 6, Sysmac Studio Software Download for 30 Day Trial

Starting on Slide 11, Confirming License Type

Starting on Slide 15, Sysmac Studio Software Download for Licensed User

Starting on Slide 20, Install Sysmac Studio and License Manager

Starting on Slide 26, Activating Traditional Sysmac Studio License

Starting on Slide 30, Register Sysmac Studio Expanded License

Starting on Slide 53, Transfer Sysmac Studio Expanded License



Sysmac Studio Installation Guide

Choosing Your Process To Start Your Sysmac Studio Journey

New User Without License



Sysmac Studio
Software and License
Manager Download



Install Sysmac Studio
and License Manager



**Enjoy The Power of
Sysmac for 30 Days**

**New User
With New
License**



Confirm
License Type



Sysmac Studio
Software
and/or License
Manager
Download



Install Sysmac
Studio and/or
License
Manager




Activating Traditional
Sysmac Studio License

Register & Activate
Sysmac Studio Expanded
License



**Enjoy
The
Power of
Sysmac**



Sysmac Studio License Process

Sysmac Studio Software Download for 30 Day Trial



Sysmac Studio License Process

Downloading Sysmac Studio Software for 30 Day for New User

**Access Omron
Website**



**Request
Download**



**Receive
Download
Email**



**Complete
Download**

OMRON Automation

Login

Our ValueProductsSolutionsIndustriesServices

Search for products, solutions, software & more

SupportWhere to buyContact


Home > Omron Product Categories > Software > SYSSTUDIO

Software

Sysmac Studio Software

A truly Integrated development environment for machine automation, combining configuration, programming, simulation, and monitoring in a simple interface.

Future automation systems will be more intelligent and interconnected, consequently engineering and maintenance costs will increase unless modern and appropriate software tools are used during the design, commissioning and maintenance stages. Sysmac Studio is a unique environment that integrates logic, motion and drives, robotics, safety, visualization, sensing and information technologies in a single project, thus reducing the learning curve and the intra-operative software costs. Team development, and integrated simulation are the key elements that make Sysmac Studio not only a development studio but a real productivity tool.



One software to get things done.

+1 (800) 556-6766

Datasheet

Sysmac Library Downloads

Revision History

Export Information

Get a Quote

Product Support

30-Day Free Trial

Licensed Download

Request Download

Enter the following link to your web browser URL and select **30 Day Trial**.

[Sysmac Studio Software | Omron](#)

Get Sysmac Studio Free for 30-Days

Please fill out the form below to download and try Sysmac Studio free for 30 days.

Business Email *

First name *

Last name *

Industry *



I am an *



Country Select *



Omron Industrial Automation is committed to protecting and respecting your privacy, and we'll only use your personal information to administer your account and to provide the products and services you requested from us. From time to time, we would like to contact you about our products and services, as well as other content that may be of interest to you. If you consent to us contacting you for this purpose, please tick below to say how you would like us to contact you:

☐ I agree to receive Marketing communications from Omron Industrial Automation.

You can unsubscribe from these communications at any time. For more information on how to unsubscribe, our privacy practices, and how we are committed to protecting and respecting your privacy, please review our [Privacy Policy](#).

By clicking submit below, you consent to allow Omron Industrial Automation to store and process the personal information submitted above to provide you the content requested.

Receive download via email

Receive Download Email

Complete the 30-day trial form to receive the software by email.

Your download request is ready!

Hello Thomas,

Thank you for choosing the Sysmac Automation Platform. To unleash your automation potential through One Connection, One Software, One Controller, follow the steps below to download Sysmac Studio and Omron License Manager:

Download Procedure

1. Download Sysmac Studio (64 Bit). This step enrolls you into a 30-day trial period.

Download Sysmac Studio (64 Bit - Full version)

2. Install Sysmac Studio.

License Activation

- During the installation, you can input your Sysmac Studio License key if you have one, to activate the full access immediately.
- Alternatively, you can enter the license key at the end of the 30-day trial.
- **Need a license?** [Click here to Get a Quote](#)

Complete Download

Select **Download Sysmac Studio** to download newest version of Sysmac Studio to download the newest version of the Omron License Manager.



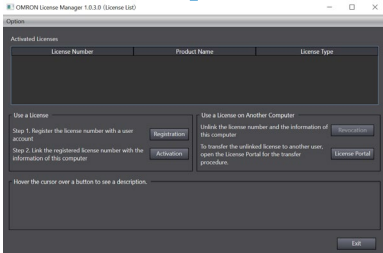
Sysmac Studio License Process

Confirm License Type

Sysmac Studio License Portfolio

OMRON License portal

- Download List >
- Free Trial License >
- Registered License >
- License Activation Status >
- Account Information >



Expanded License
[Standard + License Manger]

SYSMAC-ED201L

Educational License

SYSMAC-BA201L

Basic License

Expanded License
[Basic + Teams + 3D Simulation]

SYSMAC-AD201L

Advanced License

SYSMAC-SE201L

Standard License

SYSMAC-RTNC0001L

NC Controller

SYSMAC-LE201L

Lite License

SYSMAC-VE001L

Vision Edition

SYSMAC-ME001L

Measurement Edition

SYSMAC-NE001L

NX/I-O Edition

SYSMAC-DE001L

Drive Edition

SYSMAC-FE001L

Safety Edition

Traditional License

Full Licenses

Limited Licenses

Legend

New Product

Existing Product

Traditional Sysmac Studio License Key Example

1234-1234-5678-5678

Expanded Sysmac Studio License Key Example

AAAA-A123B-AAAA-A23B

Confirm License Type

Traditional Sysmac Studio Licenses only contain numbers.


Expanded Sysmac Studio License Key contain both letters and numbers.

Traditional Sysmac Studio Part Numbers	Sysmac Studio Expanded Capability Part Number
SYSMAC-SE201L	SYSMAC-BA201L
SYSMAC-SE203L	
SYSMAC-SE210L	
SYSMAC-SE230L	
SYSMAC-SE250L	
SYSMAC-SA401L-64	SYSMAC-AD201L
SYSMAC-SA403L-64	
SYSMAC-SA410L-64	
SYSMAC-SA430L-64	
SYSMAC-SA450L-64	
SYSMAC-LU501L	
SYSMAC-LU503L	
SYSMAC-LU510L	
SYSMAC-LE201L	
SYSMAC-LE203L	
SYSMAC-LE210L	

Confirm License Type

The table to the left shows the license part numbers or the respective license type

For addition support please reach out to:
 IA.TechSupport-OEI ia.techsupport@omron.com



Sysmac Studio License Process

Sysmac Studio Software Download for Licensed User



Sysmac Studio License Process

Downloading Sysmac Studio Software for Licensed User

**Access Omron
Website**



**Request
Download**



**Receive
Download
Email**



**Complete
Download**

OMRON Automation

Login

Our ValueProductsSolutionsIndustriesServices

Search for products, solutions, software & more

SupportWhere to buyContact


Home > Omron Product Categories > Software > SYSSTUDIO

Software

Sysmac Studio Software

A truly Integrated development environment for machine automation, combining configuration, programming, simulation, and monitoring in a simple interface.

Future automation systems will be more intelligent and interconnected, consequently engineering and maintenance costs will increase unless modern and appropriate software tools are used during the design, commissioning and maintenance stages. Sysmac Studio is a unique environment that integrates logic, motion and drives, robotics, safety, visualization, sensing and information technologies in a single project, thus reducing the learning curve and the intra-operative software costs. Team development, and integrated simulation are the key elements that make Sysmac Studio not only a development studio but a real productivity tool.



One software to get things done.

1 (800) 556-6766

Datasheet

Sysmac Library Downloads

Revision History

Export Information

Get a Quote

Product Support

30-Day Free Trial

Licensed Download

Request Download

Enter the following link to your web browser URL and select **Licensed Download**.

[Sysmac Studio Software | Omron](#)

OMRON INTEGRATED | INTELLIGENT | INTERACTIVE

Download Sysmac Studio

Please fill out the form below to begin downloading the 64-bit version of Sysmac Studio. The download will begin immediately through your browser.

Request your licensed software

This download is for licensed users of Sysmac Studio. If you do not have a license, you can [request a free, 30-day trial](#).

If you require the 32-bit version of the software or instructions, please see the additional resources below this form.

Business Email *

First name *

Last name *

Industry *



I am an *



Country Select *



I agree and understand a valid software licence is required *

☐ Yes

Omron Industrial Automation is committed to protecting and respecting your privacy, and we'll only use your personal information to administer your account and to provide the products and services you requested from us. From time to time, we would like to contact you about our products and services, as well as other content that may be of interest to you. If you consent to us contacting you for this purpose, please tick below to say how you would like us to contact you:

☐ I agree to receive Marketing communications from Omron Industrial Automation.

Receive Download Email

Complete the **Download Sysmac Studio Form** to begin downloading software.



Complete Download

The download Sysmac Studio will begin automatically.



Sysmac Studio License Process

Install Sysmac Studio and License Manager If Expanded License Is Used



Sysmac Studio License Process

Install Sysmac Studio and License Manager If Expanded License Is Used

Install Sysmac Studio

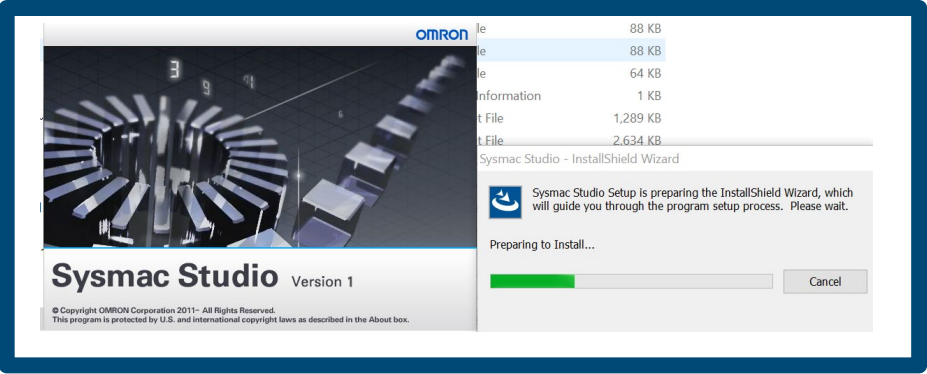


Install Omron License Manager
(If Expanded Capability License Is Being Used)



**Enjoy The Power of
Sysmac**

Step 1

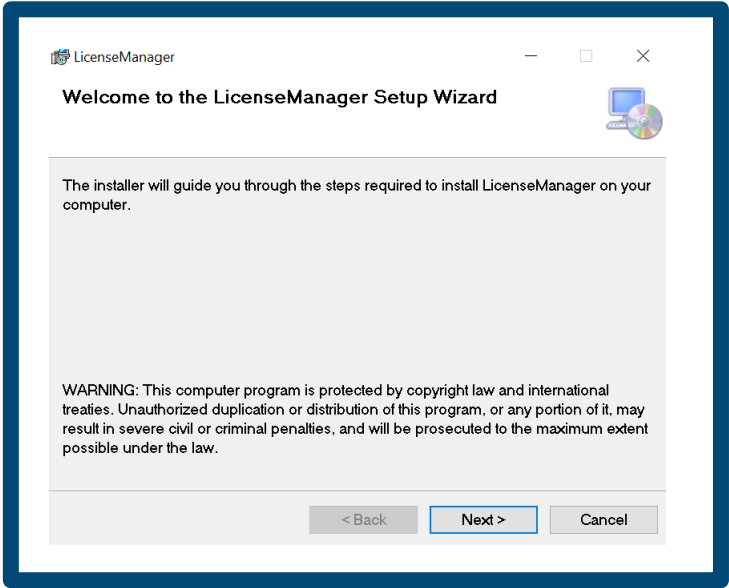


Install Sysmac Studio

Open the compressed folder and begin installing Sysmac Studio.

Note: Complete the installation of Sysmac Studio **before** installing Omron License Manager.

Step 2



Sysmac Studio - InstallShield Wizard

User information

Please enter user Information.

Please enter your name, company name, and license number, and then click [Next].

User:

OMUser

Company:

License:

- - -

InstallShield

Back

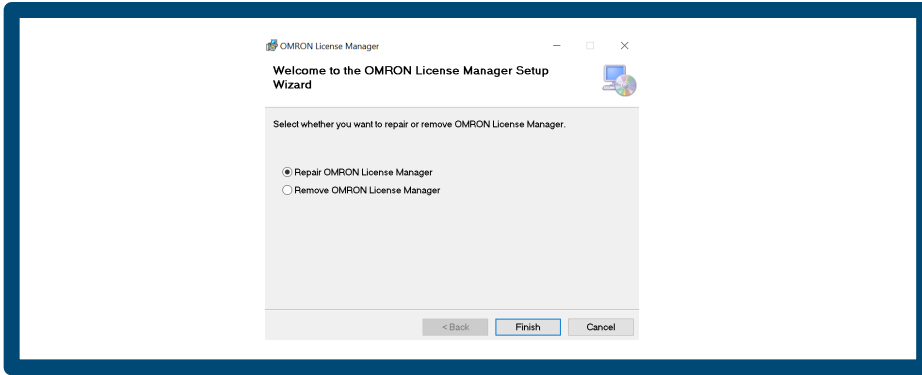
Next

Cancel

Install Sysmac Studio

When installing Sysmac Studio, note a License is not required to install the software. If no license is obtained yet, please just proceed with **Next**.

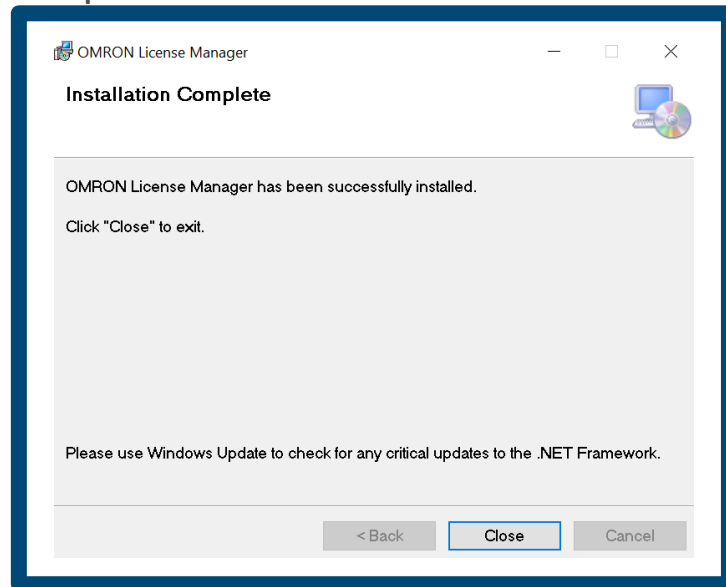
Step 1



Install Omron License Manager

Open the compressed folder and begin installing the **License Manager Tool** only if **expanded Sysmac Studio License is being used**.

Step 2



Note: Complete the installation of Sysmac Studio **before** installing Omron License Manager.



Enjoy The Power of Sysmac for 30 Days

Enjoy the power of One Controller, One Connection, and One Software of Sysmac.

For addition support please reach out to:
IA.TechSupport-OEI ia.techsupport@omron.com



Sysmac Studio License Process

Activating Traditional Sysmac Studio License



Sysmac Studio License Process

Activating Traditional License

User
Registration




Activate
Traditional
License





**Enjoy The
Power of
Sysmac**

Offline


 New Project

 Open Project


 Import...

 Export...

Online

 Connect to Device

Version Control

 Version Control Explorer

License

 License

Activating Traditional License

Opening Sysmac Studio, please register under
License tab

Enjoy The Power of Sysmac

Enjoy the power of One Controller, One Connection, and One Software of Sysmac.



For addition support please reach out to:
IA.TechSupport-OEI ia.techsupport@omron.com



Sysmac Studio License Process

Register Sysmac Studio Expanded License



Register Sysmac Studio Expanded License

When registering a new license, the license should be registered by the license administrator then transferred to the license user.

The license administrator is defined as the owner of the license and responsible for license management. The license user is defined as the temporary custodian of the license for professional use.

The license administrator retains the right to transfer and revoke the license.



Sysmac Studio License Process

Register Sysmac Studio Expanded License

User
Registration



Register &
Activate
License



**Enjoy The
Power of
Sysmac**

Language : English ▼

Login

Email

Password

Login

[Forgot your password?](#)

If you do not have an account yet, start registration by clicking New Registration.

New Registration

Each OMRON Industrial Automation Business Company has its own Privacy and Cookie Policies where you can learn how we collect and use information from and about you and how we use cookies and similar technologies to provide you with a better experience. Please read the privacy policy for your country/region.

[Japan](#) [Korea](#) [China](#) [Asia • Pacific](#)
[Europe • Middle East • Africa](#) [Americas](#)

User Registration

Enter the following link to your web browser URL. Please note all major windows web browsers (Google Chrome, Microsoft Edge, and Mozilla Firefox) are compatible.

<https://license-user.automation.omron.com/>

If you do not have an account yet, start registration by clicking New Registration.

New Registration

Each OMRON Industrial Automation Business Company has its own Privacy and Cookie Policies where you can learn how we collect and use information from and about you and how we use cookies and similar technologies to provide you with a better experience. Please read the privacy policy for your country/region.

[Japan](#) [Korea](#) [China](#) [Asia • Pacific](#)
[Europe • Middle East • Africa](#) [Americas](#)

User Registration

For all users, a **New Registration** is required.

New Registration

Fill in this form and click Confirm.

Email	Required	<input type="text"/>	<small>*Mobile email address cannot be registered.</small>
		<input type="text"/>	Confirmation
Password	Required	<input type="text"/>	
<small>- 8 to 30 characters - Contains at least one lowercase letter a through z - Contains at least one uppercase letter A through Z - Contains at least one number 0 through 9 or symbol of the following: ! @ # \$ % ^ & * () _ - + = , . - Does not contain the symbol ~"'</small>		<input type="text"/>	Confirmation
Country	Required	<input type="text" value="Please select"/>	
Name	Required	First name : <input type="text" value="e.g. John"/>	Last name : <input type="text" value="e.g. Smith"/>
Company	Required	<input type="text" value="e.g. OMRON Corporation"/>	<small>*If you are an individual client, please fill in "Personal."</small>
Office		<input type="text" value="e.g. Tokyo Office"/>	
Department		<input type="text" value="e.g. Production Department"/>	<small>*If you are an individual client, please fill in "Personal."</small>
Job title		<input type="text" value="e.g. Manager"/>	
Role		<input type="text" value="Please select"/>	
Company phone		<input type="text"/>	
Address Line1		<input type="text"/>	
Address Line2		<input type="text"/>	
City	Required	<input type="text"/>	
State/Province/Region	Required	<input type="text"/>	
ZIP/Postal Code	Required	<input type="text"/>	

User Registration

Please complete the digital form. Note that certain cells are required prior proceeding to the next step.

Each OMRON Industrial Automation Business Company has its own Privacy and Cookie Policies where you can learn how we collect and use information from and about you and how we use cookies and similar technologies to provide you with a better experience.
Please visit the OMRON website in your region to check the policies of each company.

Japan

Korea

China

Asia • Pacific

Europe • Middle East • Africa

Americas

☒ I consent to the processing of my personal data for creating and maintaining my account in the current platform for the purposes of providing the service of license management. I can withdraw my consent at any time by contacting Omron Cloud License Help Desk (CLIP-RECV-JP-J@omron.com).

☒ I wish to receive marketing communications from Omron Industrial Automation via e-mail with respect to its products, services and events. I can withdraw consent at any time by unchecking the box in an Account Information page or by clicking unsubscribe in an e-mail.

Confirm

Omron Cloud License Help Desk (CLIP-RECV-JP-J@omron.com)

User Registration

As this is a global site, each region has a separate privacy and cookie policy to align with local requirements.

If you have any questions, please direct questions to the Cloud License Help Desk at the bottom of the page.

Confirmation

The following information will be registered.
Click Submit after confirming all of the information is correct.
If you want to edit your information, click Back.

Back

Submit

User Registration


Once all the profile information is submitted users have an opportunity to review and **Submit** this documentation.

Verify your Email

We have sent an email with a link to complete your registration to the following address.

Be sure to click the link to finish the registration.
If you have not receive the email, check the help page.
[Help page \(English\)](#)
[Help page \(Japanese\)](#)

OMRON LicensePortal Information Inbox x



License portal

CLIP-SEND-JP-J@omron.com via amazonses.com

to me ▾

12:58 PM (2 minutes ago) ☆ ↶ ⋮

This message was sent to your registered address by an automated e-mail system at your request.

Thank you for joining our membership service. Please access the following link and enter your authentication code to complete the registration.

Authentication code:
793172

URL:
<https://license-user.automation.omron.com/verifyUser>

The authentication code is valid for 24 hours. After the 24-hour period, the code will expire automatically.

This email was sent from a send-only address.
Please contact Omron Cloud License Help Desk if you have received this message in error or have questions.

Omron Cloud License Team

User Registration

To ensure security, an email will be generated with an authenticational code. Please refer to the mailbox which was registered for an email from **Omron License Portal**.

Registration

Enter the authentication code contained in the email and your email address in the following form and then click Registration to complete your registration.

Authentication Code

Email

[Registration](#)

Registration Completed

Thank you! Your registration process is completed.
You can login and start using the product now.

[To Login page](#)

User Registration

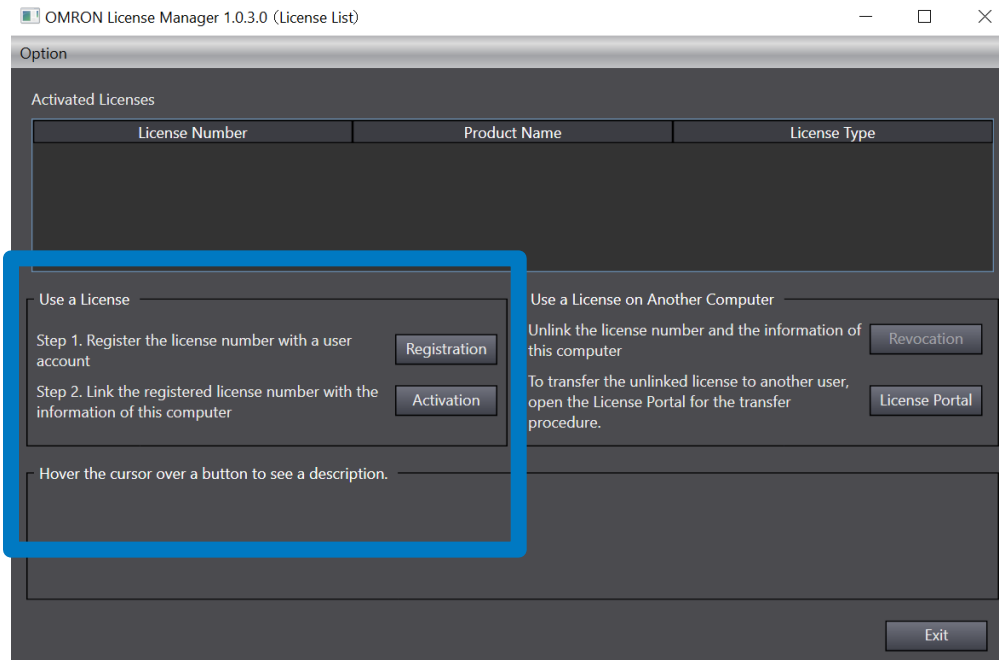
With the authentication code entered, the user profile is created and users are ready to start downloading Sysmac Studio, start their trial of Sysmac Studio or manage their licenses.

For addition support please reach out to:
IA.TechSupport-OEI ia.techsupport@omron.com
CLIP-RECV-JP-J CLIP-RECV-JP-J@omron.com

Registering Licenses

With the License Manager downloaded, installed, and open, registering a new license can be completed using the **Registration** highlighted in blue.

Please note: Registration should be completed online.



Registering Licenses

Using the registration information when registering for the License Portal, enter the license code to register as an administrator for the license.

Note: An administrator should be assigned once and can control the users or seats of the license.

Note: If a license is already in use, it can be entered here as well.

Enter the login information and license code.
The license code will be registered with connection to the login information:
the owner of the email address will be registered as an Administrator.
Once registered, the license cannot be deleted but can be assigned to another Administrator or granted to an operator.

(*) Required field

(*) Email:

(*) Password:

() License Code:

Registering Licenses

Once registration is complete the assignment for administration rights will be assigned as well.

Note: An email will be generated to confirm the activation.

Enter the login information and license code.
The license code will be registered with connection to the login information:
the owner of the email address will be registered as an Administrator.
Once registered, the license cannot be deleted but can be assigned to another Administrator or granted to an operator.

() Required field

() Email:

License Manager ver. 1.0.1.0 (Activation)

Registered the LicenseCode successfully. Do you want to continue and activate the license?
To assign the LicenseCode to another member, visit User Portal.

OK Cancel

License Registration

! LicenseCode registration succeeded.

Select an inactivated LicenseCode from the list below, or enter a purchased , to start online activation.

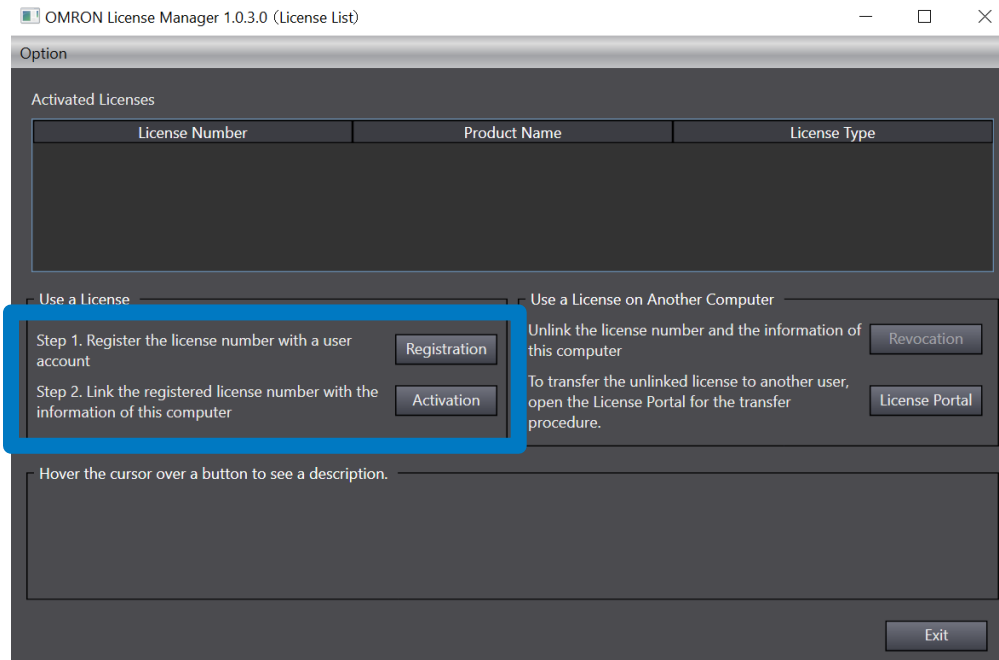
(): Required field

Purchased LicenseCode

LicenseCode	Software Name	Feature Name	License Type
AWIG-G3HR-	SysmacStudio	SS_FullFeature	{"name": "Internal", "fixe...

Activating Licenses

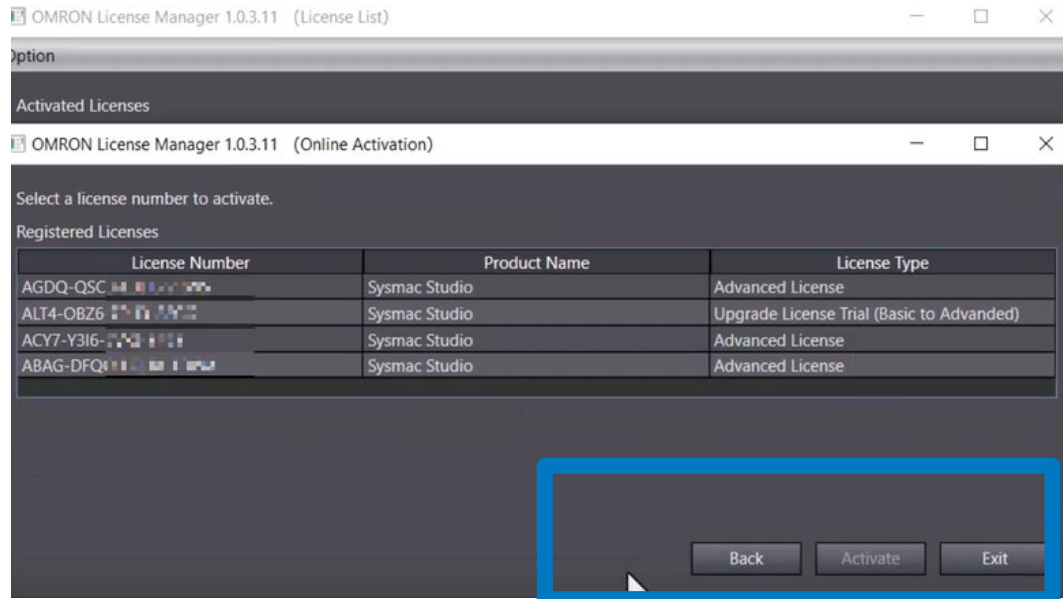
With the License Manager downloaded, installed, and open, activating a new license can be completed using the **Activating** highlighted in blue.



Activating Licenses

Once logged in, then each license can be activated.

Please Note: Licenses must be activated prior to use.



OMRON License portal

Download List >

Free Trial License >

Registered License >

License Activation Status >

Account Information >

OMRON License portal

Home > Registered License

Download List >

Free Trial License >

Registered License >

License Activation Status >

Account Information >

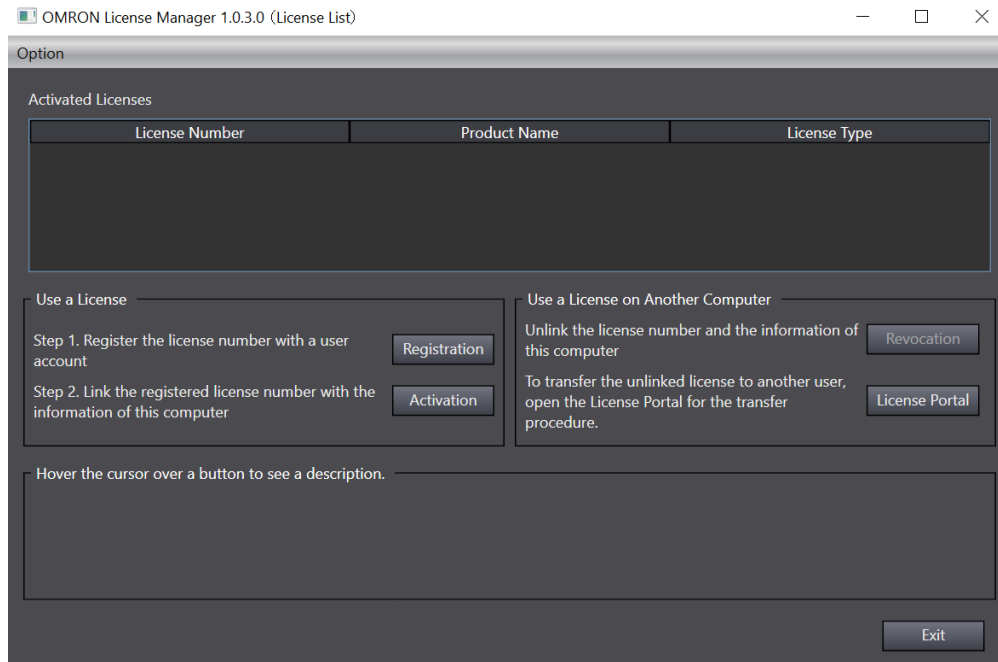
Registered License

License Number (Partial Match)

License Number	Product Name	License Model
	SysmacStudio	Full License for Internal User v2

Managing Licenses

With license registration and activation complete, the license will be available in both the **License Portal** and the **License Manager**



Enjoy The Power Sysmac

Enjoy the power of One Controller, One Connection, and One Software of Sysmac.

For addition support please reach out to:
IA.TechSupport-OEI ia.techsupport@omron.com
CLIP-RECV-JP-J CLIP-RECV-JP-J@omron.com



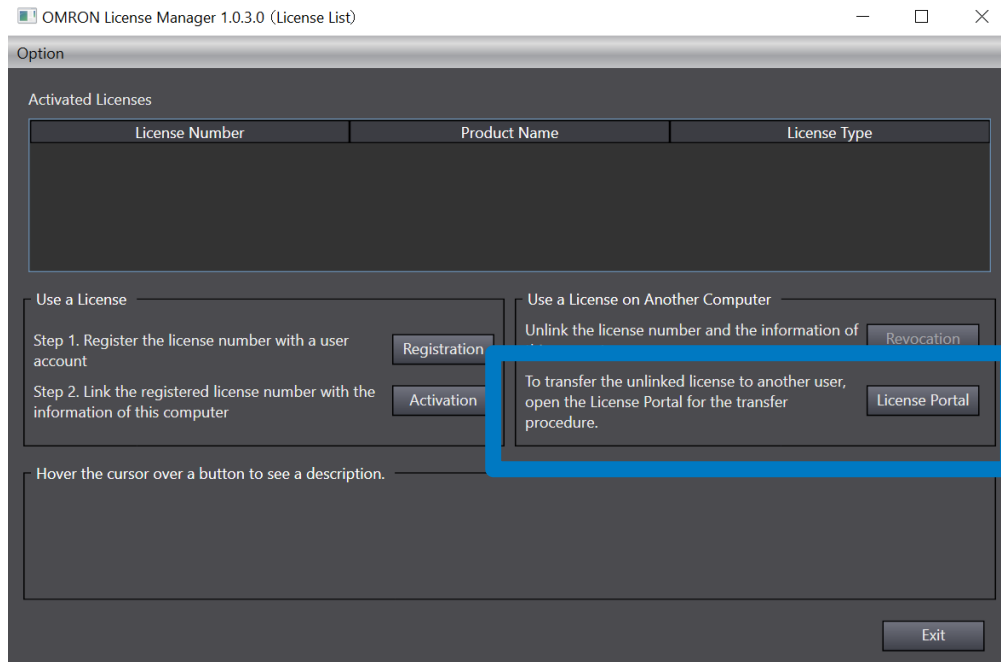
Sysmac Studio License Process

Transfer Sysmac Studio Expanded License

License Transfer

As the license administrator, open the Omron License Manager to Open the License Portal or use the URL below.

<https://license-user.automation.omron.com/>



Home > Registered License

Download List >

Free Trial License >

Registered License >

License Activation Status >

Account Information >

Registered License

License Number (Partial Match)

License Number

S

Available Quantity	Activate	Transfer License
0 / 2	<input type="button" value="Activate"/>	<input type="button" value="Transfer License"/>

License Transfer

Under *Registered License* the license administrator will be able to transfer the license from themselves to another user or transfer the license from another user back to oneself.

For addition support please reach out to:
IA.TechSupport-OEI ia.techsupport@omron.com
CLIP-RECV-JP-J CLIP-RECV-JP-J@omron.com

OMRON