

### Product Discontinuation

Vision Sensors / Machine Vision System



**STC-MBA5MUSB3**  
**STC-MCA5MUSB3**

### Recommended Replacement

Vision Sensors / Machine Vision System

**STC-MBS500U3V**  
**STC-MCS500U3V**



#### [ Final order entry date ]

The end of April 2024

#### [ Date of The Last Shipping ]

The end of March 2025

#### [ Scheduled date of maintenance close ]

The end of March 2030

#### [ Caution on recommended replacement ]

Since the external dimensions and mounting dimensions are different, please review the installation environment according to the changed camera specifications.

Also, since the specification of the camera are different, the image capture time and image brightness may change depending on the customer's usage environment. Please perform performance verification in advance before using.

#### [ Difference from discontinued product ]

Recommended replacement Model	Body Color	Dimensions	Wire connection	Mounting Dimensions	Characteristics	Operation ratings	Operation methods
STC-MBS500U3V	**	*	*	*	--	*	**
STC-MCS500U3V	**	*	*	*	--	*	**

\*\* : Compatible

\* : The change is a little/Almost compatible

-- : Not compatible

- : No corresponding specification

#### [ Product Discontinuation and recommended replacement ]

Product discontinuation	Recommended replacement
STC-MBA5MUSB3	STC-MBS500U3V
STC-MCA5MUSB3	STC-MCS500U3V

[ Dimensions ]

**Product discontinuation  
Model STC-MxA5MUSB3**

**Dimensions**  
28 (W) x 28 (H) x 33.8 (D) mm.

**Recommendable replacement  
Model STC-MxS500U3V**

**Dimensions**  
The external dimensions are different.  
28 (W) x 28 (H) x 40 (D) mm  
Lens mount is different.

[ Wire connection ]

**Product discontinuation  
Model STC-MxA5MUSB3**

**I/O Connector**  
Two Inputs and Two Outputs

**Pin Assignment**

Pin No.	Signal Name	IN / OUT	Voltage	
			Low	High
1	GND (IO_GND)	-	0V	
2	Output 2 (IO3)	OUT	Smaller than 0.8 V	+3 to +26.4 V
3	Output 1 (IO2)	OUT	Smaller than 0.8 V	+3 to +26.4 V
4	Input 2 (IO1)	IN	Smaller than 0.7 V	+1.7 to +5 V
5	Input 1 (IO0)	IN	Smaller than 0.7 V	+1.7 to +5 V
6	Power Input (IO_VCC)	-	+3 to +26.4 Vdc	

[Back Side]

**Recommendable replacement  
Model STC-MxS500U3V**

**I/O Connector**  
Three GPIOs, One Camera Hardware Reset  
The input/output voltages of the 2nd to 4th pins of the input/output signal connector are different.  
The signals of pin 5 and pin 6 are different.

**Input Output DC characteristics**

Pin No.	Signal Name	Function	IN/OUT	Voltage		Current	Reference
				Low Voltage	High Voltage		
1	IO_GND	GND	-	-	-	-	-
2	GPIO2	General Purpose Input Output	IN	Less than +1.00 V	+3.00 to +24 V	4 μA (typ.) (*4)	2
			OUT	0 to +2.20 V (**)	+3.00 to +24 V (**)	15 mA (Max.) (**)	3,4
3	GPIO1	General Purpose Input Output	IN	Less than +1.00 V	+3.00 to +24 V	4 μA (typ.) (*4)	2
			OUT	0 to +2.20 V (**)	+3.00 to +24 V (**)	15 mA (Max.) (**)	3,4
4	GPIO0	General Purpose Input Output	IN	Less than +1.00 V	+3.00 to +24 V	4 μA (typ.) (*4)	2
			OUT	0 to +2.20 V (**)	+3.00 to +24 V (**)	15 mA (Max.) (**)	3,4
5	CAM_RESET	Camera Hardware Reset	IN	Less than +0.80 V	+3.00 to +24 V	4 μA (typ.) (*4)	1
6	N.C.	NC	-	-	-	-	-

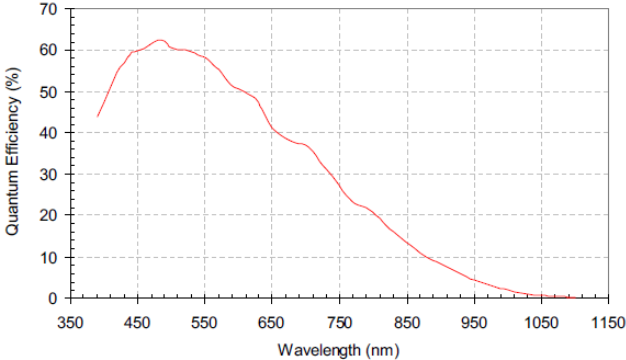
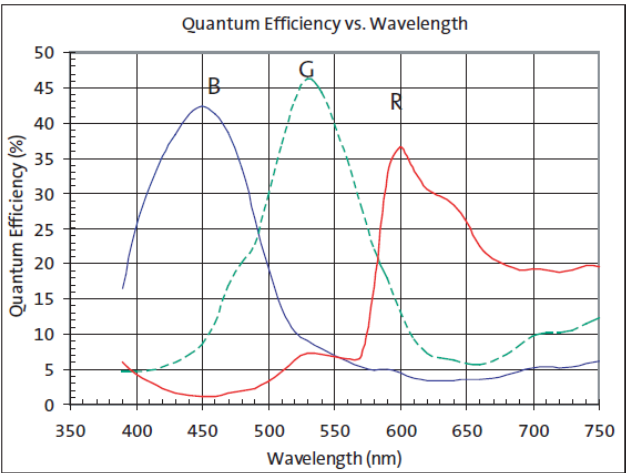
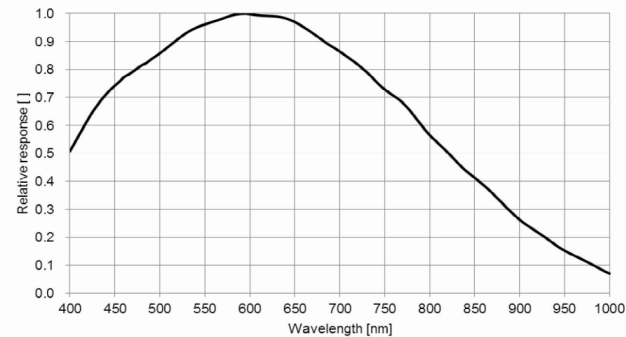
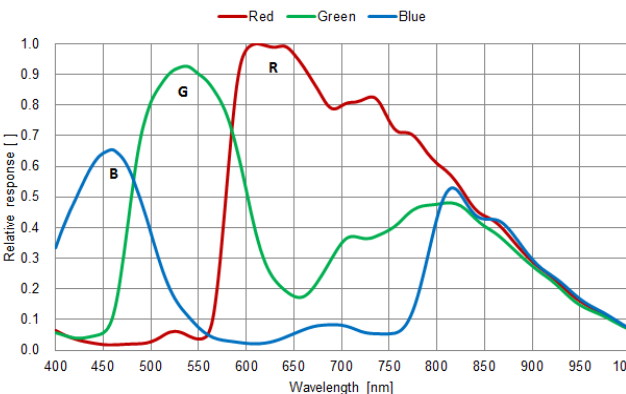
**[ Mounting dimensions ]**

<p align="center"><b>Product discontinuation Model STC-MxA5MUSB3</b></p>	<p align="center"><b>Recommendable replacement Model STC-MxS500U3V</b></p>
<p><b>Camera fixing screw position</b></p>	<p><b>Camera fixing screw position</b> The positions of the screw holes are different.</p>

[ **Characteristics** ]

<b>Item</b>	<b>Product discontinuation Model STC-MxA5MUSB3</b>	<b>Recommendable replacement Model STC-MxS500U3V</b>
<b>Image Sensor</b>	1/2.5" 5.03M pixels	2/3" 5.07M pixels
<b>Shutter Type</b>	Rolling Shutter	Global Shutter
<b>Active Picture Elements</b>	2,592 (H) x 1,944 (V)	2,448 (H) x 2,048 (V)
<b>Cell Size</b>	2.2 (H) x 2.2 (V) $\mu\text{m}$	3.45 (H) x 3.45 (V) $\mu\text{m}$
<b>Maximum Frame Rate</b>	14 fps	35.8 fps
<b>ADC bit width</b>	12bits	10bits / 12bits
<b>Sensitivity</b>	570 Lux / 1,160 Lux	380 Lux / 1030 Lux
<b>Exposure Time</b>	32 $\mu\text{seconds}$ to 38 seconds	27.2 $\mu\text{seconds}$ to 56 seconds
<b>Analog Gain</b>	Analog Gain	0 to 19.2 dB
<b>Digital Gain</b>	x1 to x4	x1 to x2
<b>Black Level</b>	8bits : 0 to 15 digits	8bits : 0 to 31 digits
	10bits : 0 to 63 digits	10bits : 0 to 127 digits
	12bits : 0 to 255 digits	12bits : 0 to 511 digits
<b>ROI</b>	Horizontal: 32 to 2,592 pixels / Vertical: 32 to 1,944 lines Adjustable Steps for size: 4 pixels in horizontal direction / 4 lines in vertical direction Adjustable Steps for offset: 2 pixels in horizontal direction / 2 lines in vertical direction	Horizontal: 64 to 2,448 (2,432 on Packed) pixels / Vertical: 32 to 2,048 lines Adjustable Steps for image size: 16 pixels in horizontal direction (64 pixels on Packed) / 4 lines in vertical direction Adjustable Steps for offset: 4 pixels in horizontal direction / 4 lines in vertical direction
<b>Multi ROI</b>	One region	N/A
<b>Binning</b>	Horizontal: Off, 1/2, 1/4 / Vertical: Off, 1/2, 1/4	Individual x2 Horizontal, x 2 Vertical Binning / Off
<b>Decimation</b>	Horizontal: Off, 1/2, 1/3, 1/4, 1/5, 1/6, 1/7 / Vertical: Off, 1/2, 1/3, 1/4, 1/5, 1/6, 1/7, 1/8	Individual x2 Horizontal, x2 Vertical Decimation / Off
<b>Protocol</b>	Sentech's original protocol (on Standard SDK, Trigger SDK)	USB3 Vision 1.0.1, GenICam Standard Version (SFNC 2.2, PFNC 2.0) compliant and Sentech's original protocol (on Standard SDK, Trigger SDK)
<b>Input / Output</b>	Two Inputs and Two Outputs	Three GPIOs, One Camera Hardware Reset
<b>Consumption</b>	Less than 4.0 W	Max: 3.4 W, Typ: 2.8 W
<b>Lens Mount</b>	CS Mount	C Mount
<b>Weight</b>	Approximately 38 g	Approximately 48 g

**[ Operation ratings ]**

<p align="center"><b>Product discontinuation Model STC-MxA5MUSB3</b></p>	<p align="center"><b>Recommendable replacement Model STC-MxS500U3V</b></p>
<p><b>Spectral Sensitivity Characteristics</b></p> <p>STC-MBA5MUSB3</p>  <p>STC-MCA5MUSB3</p> 	<p><b>Spectral Sensitivity Characteristics</b></p> <p>Spectral Sensitivity Characteristics is different. STC-MBS500U3V</p>  <p>STC-MCS500U3V</p> 

Specifications and prices in this product news are as of the issue date and are subject to change without notice. Only main changes in specifications are described in this document. Please be sure to read the relevant catalogs, datasheets, product specifications, instructions, and manuals for precautions and necessary information when using products.