

Precision traceability and inspection solutions for automation and OEM applications



Traceability

Your trusted partner for traceability

OMRON has a strong history of technology innovation, and leverage our expert position to help manufacturers and labs create error-free operations using innovative, analytics-driven track, trace and control solutions.

Data acquisition and control solutions

Our barcode, machine vision and verification products boost manufacturing efficiency and quality control to a whole new level. We help our customers cut costs, monitor quality and increase production flow with easy-to-implement solutions.

Used in electronics manufacturing, clinical instruments and product packaging, our solutions facilitate critical production-level applications such as quality control, work-in-process monitoring, component traceability, sortation and lot tracking.

Technology leadership

OMRON continues to be a recognized technology leader through our continuous development of new products in machine vision, auto ID and barcode quality verification.

Quality focus

We are proud of our unfaltering commitment to quality and our strong record maintaining ISO 9001 certification and meeting global regulatory compliance requirements.

Global Strength

OMRON has a global reach that includes expert customer service, engineering support and services. This builds upon 35 years of experience implementing traceability projects in many industries across all Global Regions.

Certified GS1 solution partner

As a member of the U.S. GS1 Solutions Partner Program, OMRON has the experience and knowledge to provide manufacturers with solutions and guidance to address barcode verification applications and compliance with GS1 standards.

For further information on OMRON Traceability solutions including the concept of Traceability 4.0 visit <https://automation.omron.com/en/us/solutions/traceability/>



Your trusted partner for traceability.....2

1D/2D symbols and direct part marks.....3

Barcode verification and label inspection.....4

Machine vision inspection and guidance.....5

RFID solutions for traceability.....6

Solutions for packaging and labeling.....7

Solutions for electronics manufacturing.....8

Solutions for life sciences and medical.....9

Solutions for factory automation.....10

1D/2D fixed-mount barcode readers.....11

V440 High Resolution Barcode reader.....12

Handheld barcode readers.....13

Barcode verification.....14

Printer Integrated Label

Inspection Systems.....15

Machine vision solutions.....16

Software solutions.....17

How Much Space Does

Your Symbol Need?.....19

1D/2D symbols and direct part marks

Linear (1D) barcodes have been in commercial use since the 1970s and are the most common symbologies used for automatic identification. Increasing numbers of manufacturers are using two-dimensional (2D) symbols, such as Data Matrix, that offer greater placement flexibility and increased data capacity.

Machine-readable symbols generally fall into the categories of linear barcodes, stacked symbols, 2D symbols and Optical Character Recognition (OCR) fonts. A few examples of each are shown below (symbologies are not to scale).

OMRON provides fast, reliable reading solutions for all symbologies and OCR. Our products read all popular linear barcodes and 2D symbols printed or marked by any means and verify them to industry standards.

1D and 2D symbology standards

- ISO/IEC 15416
1D Print Quality Standard
- ISO/IEC 15415
2D Print Quality Standard
- Automotive Industry Action Group: AIAG B-4
Parts Identification and Tracking
- U.S. Department of Defense: IUID MIL-STD-130
Permanent and Unique Item Identification
- Electronics Industry Association: CEA-706
Component Marking
- Clinical/Laboratory Standards Institute: AUTO2-A2
Bar Codes for Specimen Container Identification
- ISO/IEC 16022
International Symbology Specification
- ISO/IEC 15434
Symbol Data Format Syntax
- Society of Aerospace Engineers: AS9132B
Data Matrix Quality Requirements For Part Marking
- ISO/IEC 29158:2020
Direct Part Mark Quality Guideline

Note: Symbologies on this page are not shown to scale and are not intended for testing purposes.

LINEAR BARCODES



CODE 128



CODE 39



PHARMACODE



CODE 93



INTERLEAVED 2 OF 5



UPC

STACKED SYMBOLOGIES



PDF417



GS1 DATABAR (STACKED)



GS1 DATABAR (COMPOSITE)



MICRO PDF417

2D SYMBOLOGIES



DATA MATRIX



QR CODE



AZTEC CODE



DOTCODE

OCR FONTS

OCR-A

1 2 3 4 A B C D

Alphanumeric
(+4 currency char.)

OCR-B

1 2 3 4 A B C D

Alphanumeric
(+4 currency char.)

MICR E-13B

1 2 3 4 A B C D

Numeric
(+4 special char.)

SEMI M12

1 2 3 4 A B C D

Alphanumeric
(+4 currency char.)

DIRECT PART MARKS

Direct part marks (DPM) are typically 2D Data Matrix symbols permanently marked by such methods as dot peen or laser/chemical etch onto substrates including metal, plastic, rubber or glass. OMRON offers a comprehensive family of readers and verifiers with illumination and decode algorithms specifically designed for difficult direct part marks.




Thermal print on foil



Inkjet on plastic



Dot peen on metal



Laser etch on metal



Inkjet on plastic

Barcode verification and label inspection

Legible, accurate barcodes and text have never been more important than they are today. Inconsistencies in quality can lead to process inefficiencies and downtime. Unreadable barcodes may cause a need for constant rescanning, relabeling of products or even manual entry of critical information by a human operator. Inconsistent quality may also result in expensive vendor non-compliance fines and other penalties and cause reputation damage.

Readability of barcodes is determined by how well a barcode reader can decode the data stored in a symbol. Operators can save valuable time and effort when decoding reading issues if they understand the primary reasons for decoding failures. Once the cause of barcode unreadability is defined, it can be addressed with simple preventive measures.

OMRON barcode verifiers are embedded off-line or in-line solutions that include camera, software and precision illumination specifically designed for the verification of 1D/2D codes and direct part marks to ISO/IEC standards. In-line inspection systems feature OCR, OCV and blemish detection that together provide 100% label inspection against a label reference image and expected label content.

Further information can be found at <https://automation.omron.com/en/us/products/families/verification-and-print-quality-inspection-solutions>

Benefits of barcode verification systems

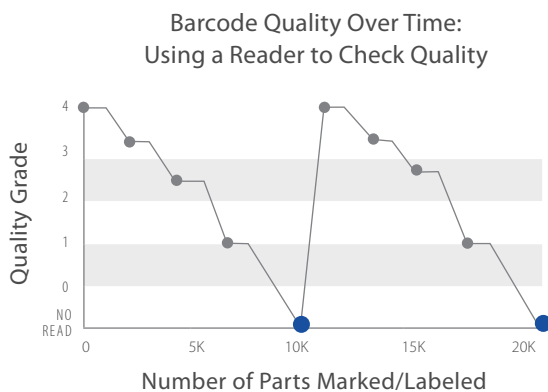
- Comply with symbol quality industry standards and directives such as ISO 15415, ISO 15416, ISO 29158, FDA UDI, FDA FSMA, DOT Label Content, and others.
- Maximize efficiency of your manufacturing process
- Control quality in real time as you verify the output from your printer or code marking equipment
- Minimize returned goods due to bad labels
- Increase customer satisfaction
- Produce informative verification reports



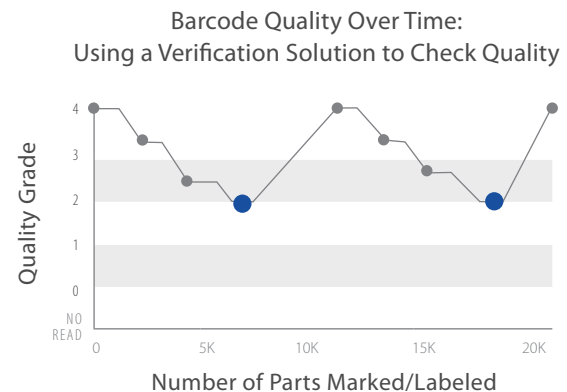
THE IMPORTANCE OF VERIFICATION

Automated data capture is critical to a company's success, and the results of scanning failure can have a serious impact. Without verification, bad barcodes are not identified until they are unreadable. By the time a bad barcode is identified, thousands of poor-quality barcodes may have already escaped down the line. With verification, bad barcodes are prevented from being applied to the product, eliminating the chance for future failures.

WITHOUT VERIFICATION



WITH VERIFICATION



Machine vision inspection and guidance

100% quality control in manufacturing reduces costs and ensures a high level of customer satisfaction. With its wide range of capabilities and applications, machine vision is becoming the standard discipline for automating inspection and other modern industrial processes, through complex image capture and analysis. While human inspectors working on assembly lines can visually inspect parts to judge the quality of workmanship, machine vision systems use a variety of advanced hardware and software components to perform similar tasks at high speeds with greater precision.

OMRON holds one of the world's most extensive patent portfolios for machine vision technology, including hardware design, software algorithms and machine vision illumination. Our Visionscape® brand of machine vision software and hardware is an industry pioneer, and works in concert with AutoVISION® software to improve automated technical identification, inspection, measurement, and guidance capabilities to the benefit of manufacturers worldwide.

Further information can be found at <https://automation.omron.com/en/us/products/category/machine-vision>

Machine vision capabilities

■ Identify

- Decode all standard 1D and 2D symbols
- Optical Character Recognition (OCR) and Verification (OCV)

■ Inspect

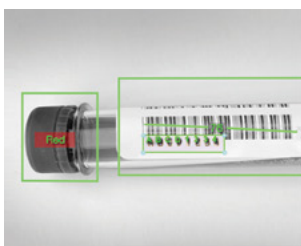
- Color or flaw detection
- Absence/presence of parts or components
- Object location and orientation

■ Measure and Gauge

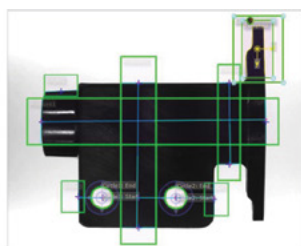
- Measure dimensions or fill levels
- Preconfigured measurements such as line intersection or point-to-point distance

■ Guide


- Output coordinates to guide machines or robots to precise locations



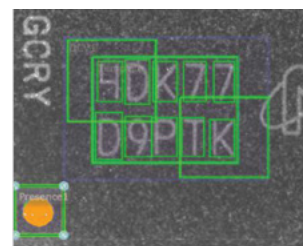
Color detection and OCR reading



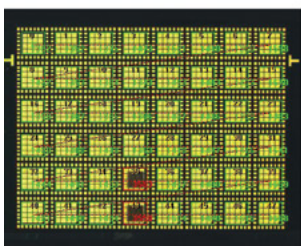
Part location and measurement



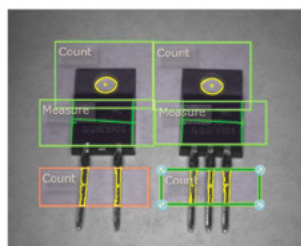
Counting



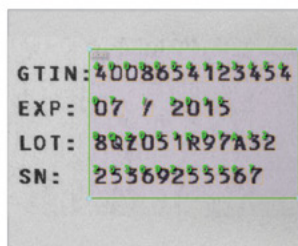
Optical Character Verification (OCV)




Grid-based inspection and reject mark detection



Shape inspection



OCR reading



1D/2D and DPM symbol decoding and grading

V780

RFID solutions for traceability

A radio-frequency identification (RFID) system consists of an interrogator (or reader) and a tag that is composed of a microchip and an antenna. RFID can improve operational efficiency in a variety of applications, including traceability and machine safeguarding.

Traceability uses

Unlike the barcodes in DPMs and printed labels, RFID tags let users write information as well as read it. When traceability information must be regularly updated, RFID might be the optimal choice.

RFID also offers more flexibility with respect to positioning, since it allows for objects to stand between the reader and the tag (except for objects made of metal or those with high water content).

Further information can be found at <https://automation.omron.com/en/us/products/families/rfid-solutions>

An industry-ready option

RFID tags work well in very harsh environments, including high ambient temperatures and high IP protection applications. The ability to read or write to a large number of tags simultaneously (at read ranges up to 6m) can be deployed to quickly read individually tagged parts or packages passing through a portal.


OMRON offers both HF and UHF ISO 180003 compliant RFID systems with direct connectivity to automation controllers in a rugged and compact form factor.

Applications

Automotive

Suitable for a mixed model production strategy


The wide communication range and focus mode enable automotive chassis to be reliably detected from several meters away.



Part tracking and management

Accurately supply parts even in high-mix production


Track part pallets and racks through production. Bright LEDs give operators indication of good reads.



Material handling

Identify product for conveyor diverters and sortation systems

Identify work in process product in harsh environments where bar code readers or vision can not be applied.



Hanging conveyance

Identify product while the read distance changes due to conveyance method


Product can be identified while moving and without line of sight from the tag to the V780 reader.



Error proofing

Make sure the correct raw material or assembly is used in production.

Product going into machine areas or dock portals can be identified with up to 64 unique RFID tags in one read.



Regulations for UHF wireless (radio regulations)

RFID systems as well as mobile phones and TVs must comply with national radio regulations. The V780 Series currently complies with radio regulations in many countries. For the list of countries where V780 is available, please contact your Omron representative.

Solutions for packaging and labeling

Packaging systems are under constant pressure to ensure the quality of primary, secondary and final packaging while maximizing production flow. OMRON barcode and machine vision products are commonly used throughout automated packaging applications to monitor, track and trace critical data that helps maximize both quality and productivity.



Machine Vision

Inspect Packaging Integrity and Label Quality

Cap Presence and Fill Level

Blemish and Color Check

Text (OCR and OCV)

Defect Detection

Label Presence and Position



Barcode Verification

Verify Barcode Quality and Compliance

ISO/IEC Print Quality

GS1, HIBCC Compliance

Data Accuracy



Barcode Reading

Read Any Linear Code or 2D Symbol

Product Identification

WIP Tracking

Item Traceability

Product Serialization

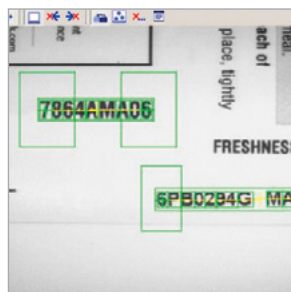
Date/Lot Tracking



INDUSTRIES SERVED



Food and Beverage



Pharmaceutical Manufacturing



Medical Devices



Fast-Moving Consumer Goods (FMCG)

Solutions for electronics manufacturing

Industry leaders within electronics depend on lean manufacturing and efficient use of resources to produce the highest quality products. Effective shop floor data collection is a competitive advantage. OMRON barcode and machine vision solutions provide reliable product inspection and traceability to support electronics manufacturing throughout the entire production process.



Machine Vision

Inspect Parts and Assembly

- Label Presence and Position
- Text (OCR and OCV)
- Reject Identification
- Absence/Presence of Components
- Dimensional Testing



Barcode Reading

Read Any 1D/2D Symbol or DPM

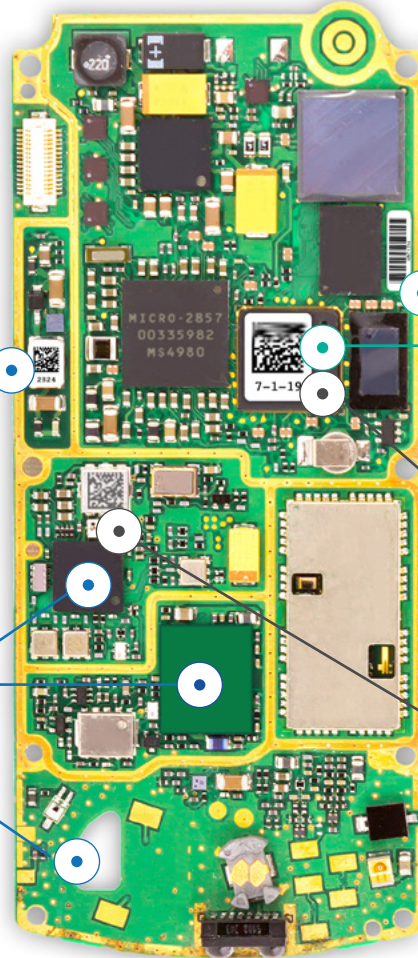
- Component Traceability
- WIP Tracking
- Recall Management
- Time/Date Stamping




Barcode Verification

Verify Barcode Quality and Compliance


- ISO/IEC Print Quality
- DPM Mark Quality
- Data Accuracy
- Data Sequence




INDUSTRIES SERVED



Consumer Electronics



Automotive Electronics



Semiconductor



Machine Builders

Solutions for life sciences and medical

Manufacturers within the life sciences and medical industries require 100% data integrity and extremely reliable components that are small enough to fit into their instruments. From reading labels on specimen tubes or directly marked surgical instruments, to automated presence/absence detection of microtiter plates, manufacturers depend on the highest levels of performance and flexibility with minimal integration effort.



Machine Vision

Inspect and Enable Guidance

- Cap Color and Presence
- Text (OCR and OCV)
- Sample Location
- Fill Level
- Label Quality
- Measurement for Guidance



Barcode Reading

Read Any Linear Code or 2D Symbol

- Sample or Tube Carrier ID
- Reagent ID
- Match Test to Sample
- Sample Routing
- Sample Tracking



Barcode Verification

Verify Barcode Quality and Compliance

- Symbol Quality and Legibility
- GS1, HIBCC Compliance
- Data Content and Format
- Compare Data to Match String



INDUSTRIES SERVED



Lab Automation



Clinical Chemistry



Reagent and Kit Tracking



Medical Devices

Solutions for Factory Automation


Solutions for factory automation

Production automation, lot tracking and component traceability are all common requirements for today's busy factories and assembly plants. Many suppliers choose OMRON for reliable product inspection and data capture, enabling plant floor data tracking, outbound product traceability and part quality requirements from manufacturers.



Machine Vision
Inspect Parts and Assembly

- Dimensional Inspection
- Text (OCR and OCV)
- Part Presence and Position
- Label Presence and Position
- Defect Detection



Barcode Verification
Verify Barcode Quality and Compliance

- Symbol Quality and Legibility
- Direct Part Mark Quality
- Data Sequence
- Data Accuracy



Barcode Reading
Read Any 1D/2D Symbol or DPM

- Part Traceability
- WIP Tracking
- Recall Management
- Bill-Sheet Reading

INDUSTRIES SERVED



Automotive Assembly



Powertrain Manufacturing



Aerospace and Defense




Consumer Goods

1D & 2D Readers

1D/2D fixed-mount barcode readers

OMRON 1D & 2D barcode readers feature industry-leading technology for decoding both 2D symbols and linear barcodes based on OMRON proven image processing and decode algorithm development. Engineered with modular hardware features in space-saving designs, OMRON barcode readers offer unrivaled performance for reliably decoding challenging codes and direct part marks (DPM).

	Read Range	Focus	Sensor	Color	Power	IP Rating	Connectivity
	2–12 in 50–300 mm	Fixed	Global WVGA or SXGA, Rolling QSXGA	✓	5 V	N/A	USB 2.0 High Speed, Ethernet over USB/HID
	2–12 in 50–300 mm	Fixed	Global WVGA or SXGA, Rolling QSXGA	✓	5 V	IP40	USB 2.0 High Speed, Ethernet over USB/HID
	1.5–15.5 in 38–394 mm	Fixed	Global WVGA or SXGA, Rolling QSXGA	✓	V320: 5V V330: 44–57VDC IEEE80.23af POE	IP40	RS-232, USB 2.0, Ethernet TCP/IP, EtherNet/IP, PROFINET I/O
	2–46 in 50–1160 mm	Fixed, Autofocus	Global WVGA or SXGA, Rolling QSXGA	✓	5 V	IP54	RS-232, USB 2.0 High Speed, Ethernet over USB/HID
	2–46 in 50–1160 mm	Fixed, Autofocus	Global WVGA or SXGA, Rolling QSXGA	✓	5–30 V	IP65/67	RS-232, Ethernet TCP/IP, EtherNet/IP, PROFINET I/O®, Power over Ethernet (PoE)



OTHER FEATURES

- Includes X-Mode technology for aggressive decoding right out of the box
- WebLink interface provides simple, intuitive configuration of MicroHAWK readers with no software needed
- Connectivity to SQL based databases using EtherNet/IP via an OMRON NX or NJ controller

INTEGRATED LIQUID LENS TECHNOLOGY

Embedded in V420 and V430, this system uses electrostatic pressure to create liquid lens curvature, optimizing the imaging system and providing a near-infinite working range in autofocus applications.



V440 High Resolution/High Speed Barcode reader



V440

High Resolution Barcode Reader with a broad variety of C mount lens options and external lighting accessories for wide field of view or tiny barcode reading. Industrial Ethernet connectivity.

Read Range	Focus	Sensor	Color	Power	IP Rating	Connectivity
Up to 2.5m, lens dependent	Fixed	5MP monochrome, Global Shutter	Monochrome only	Power over Ethernet (IEEE802.3af) or 24VDC	IP40	RS-232C, 1000 BASE-T Ethernet TCP/IP, EtherNet/IP, PROFINET

Laser barcode scanners

From small devices for embedded OEM applications to rugged readers for industrial manufacturing environments, OMRON offers a wide range of quality products to read 1D linear barcodes and stacked symbols. Features include high-speed decoding, wide field of view, symbol reconstruction and aggressive decode algorithms.



MS-3

Compact raster laser scanner offers high-performance decoding and wide scan angle at close range.



QX830/QX870

Compact laser scanner features QX platform, symbol reconstruction and optional embedded Ethernet protocols.

Read Range	Scans/Second	Power	Sensor	IP Rating	Connectivity
2–10 in 51–254 mm	Up to 1000	5 V	CCD, 32bit	IP54	RS-232, RS-422/485 (up to 115.2k), Keyboard Wedge, USB
1–30 in 25–762 mm	300–1400	10–28 V	Embedded Laser Diode	IP54	RS-232, RS-422/485, Optional Embedded Ethernet TCP/IP or EtherNet/IP™

Communication and Data Integration

Communication of traceability information from the sensor, such as barcode readers, to a higher level database and application via OPC-UA or MQTT protocol is possible. Connectivity of OMRON sensors to OMRON NX controllers via EtherNet/IP enables further connectivity to server or cloud based applications.

- Simple to send and receive data using function blocks
- MQTT function blocks make it easy to communicate with an MQTT broker locally or in the cloud.
- connectivity to other controllers, devices, SCADA, iOS, Windows, and other operating systems.



Handheld Readers

Handheld barcode readers

OMRON handheld barcode readers feature the latest technology for decoding 1D and 2D symbols. From simple data tracking for inventory control to aggressive reading of the toughest direct part marks, we have a handheld solution for any track, trace, and control application.



1D/2D	DPM	Connectivity	Enclosure	Read Range
✓	✓	Built-in: EtherNet TCP/IP EtherNet I/P PROFINET	IP65	10 in (254 mm)
✓	✓	USB, RS-232 or Ethernet/ IP, PROFINET with External Adapter	IP67	6 in (150 mm)
✓	✓	USB, RS-232 or Ethernet/ IP, PROFINET with External Adapter	IP67 Cradle: IP65	6 in (150 mm)
✓	✓	USB, RS-232	IP42	11.5 in (290mm)



Highlighted
Product

V460 HANDHELD BARCODE READER

All in one rugged industrial handheld barcode reader

- Superior out-of-box performance
- Predictive Auto-focus and Intelligent Lighting
- Hands Free Intelligent Presentation Mode
- Built-in PoE with Fieldbus Communications


Dome lighting can be selected in several color options



X-Mode Algorithms


Example 1

Dot Peen
on Curved Surface



Example 2





Laser Etch



X-Mode algorithms ensures that all Direct "Part Marks can be read as easily as a printed label.

Barcode verification

OMRON LVS® Barcode Verifiers are fully-integrated off-line solutions designed for the verification of 1D and 2D symbols and direct part marks to application standards such as GS1, HIBC, USPS and ISO/IEC 15415/15416. Barcode Verification Kits offer flexible integration options for off-line or in-line grading to symbology standards or user-defined parameters.

	1D/2D	DPM	GS1 Data	GS1 Certified	Manage Permissions	Field of View
 <p>LVS-9510 All-in-one desktop verifier for off-line ISO/IEC barcode verification.</p>	✓		✓	✓	✓	Varies By Model
 <p>LVS-9585 High-performance handheld verifier for 1D/2D and direct part mark (DPM) verification to ISO/IEC and GS1 standards. Includes red dome, 30 degree and white dome lighting. Ultra-HD model for 2 mil codes.</p>	✓	✓	✓	✓	✓	3 in (76 mm) horizontal, 2.25 in (57 mm) vertical for non-DPM; 1.75 in (44 mm) horizontal, 1.75 in (44 mm) vertical for DPM
 <p>LVS-9580 All-in-one handheld verifier for flexible verification of multiple printed 1D/2D symbols and direct part marks (DPM). Can be used with a tablet for portability.</p>	✓	✓	✓	✓	✓	3 in (76 mm) horizontal, 2.25 in (57 mm) vertical for non-DPM; 1.75 in (44 mm) horizontal, 1.75 in (44 mm) vertical for DPM
 <p>Barcode Verification Kits Modular solutions for off-line or in-line barcode grading to ISO/IEC standards or user-defined parameters. Includes MV-4000 smart camera and lens paired with NERLITE Smart Series light, mounting bracket, and AutoVISION software.</p>	✓	✓				Varies By Model



OTHER FEATURES

- GS1 US® and 21 CFR Part 11 compliant-ready
- Verifies to over 20 global application standards and over 30 symbology types
- Enables U.S. FDA UDI (Unique Device Identification) compliance for Medical Device Manufacturers and Labelers
- Provides comprehensive and user-friendly barcode defect analysis to help guide corrections
- Includes a local report archive, as well as an external database interface to provide flexible quality reporting



V275

Printer Integrated Label Inspection Systems

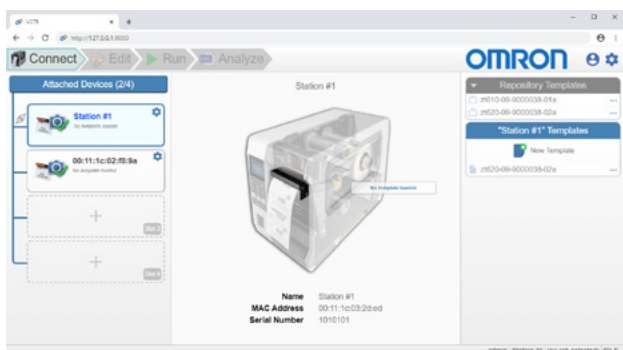
Ensure 100% label quality in real time with OMRON LVS® Print Quality Inspection Systems. Our in-line ISO verification solutions help manufacturers catch defective labels immediately and maintain print quality standards throughout the printing process. Systems range from add-on hardware to custom-integrated solutions. These systems are designed to be installed directly at the point of printing, whether mounted on a printing press or integrated into a thermal printer.



V275

Modular print and barcode quality inspection system integrated directly into thermal printers.

1D/2D Read & Verify	OCR/OCV	Blemish Detection	Field of View	Equipment Mounting & Integration
✓	✓	✓	6.6" / 168 mm Maximum Inspection Width, 7.1" / 180 mm Maximum Web Width	Thermal Printers: Zebra ZT600 Series



OTHER FEATURES

- Automatically inspects both barcode quality and label content including OCR, OCV and blemishes
- Automatically stops the printer and alerts the operator in the event of a defective label
- Compares every label to a master image to detect variances
- Strike out and re-print bad labels
- Intuitive defect analysis that quickly, accurately and reliably pinpoints label print quality problems
- Suitable for validated environments with IQ/OQ/PQ documentation and multiple security levels for managing user permissions
- Data integration with Label Management Software



MicroHAWK Vision

Machine vision solutions

Our comprehensive line of machine vision hardware includes smart cameras and a variety of OMRON Sentech industrial cameras that are scalable across software platforms for basic to advanced toolsets. Whether you require a compact form factor for tight spaces, high-speed imaging for fast-moving production lines, or high resolution for detailed inspection, OMRON has a machine vision solution to meet your needs. OMRON offers a complete line of Industrial Cameras for use with 3rd party vision software, see <https://www.automation.omron.com/en/us/products/families/machine-vision-cameras>

	Focus	Sensor	IP Rating	Power	Connectivity	Connectors	Software
	Fixed, Autofocus	WVGA, SXGA, 5 MP Color	IP40	5 V	USB 2.0 High Speed, Ethernet over USB	Micro-B USB	AutoVISION, Visionscape
	Fixed, Autofocus	WVGA, SXGA, 5 MP Color	N/A	F320: 5V F330: 44-57VDC IEEE80.23af POE	RS232, USB 2.0, Ethernet TCP/IP, EtherNet/IP, PROFINET I/O	RJ50 or RJ45, model dependent	AutoVISION, Visionscape
	Fixed, Autofocus	WVGA, SXGA, 5 MP Color	IP54	5 V	RS-232, USB 2.0 High Speed, Ethernet over USB	High Density 15-Pin D-Sub	AutoVISION, Visionscape
	Fixed, Autofocus	WVGA, SXGA, 5 MP Color	IP65/67	4.75–30 V	RS-232, Ethernet TCP/IP, EtherNet/IP, PROFINET I/O	M12-12, M12-8 socket	AutoVISION, Visionscape
	C-mount	VGA, SXGA, WUXGA, 5MP (Mono and Color)	IP67 with lens cap	24V	Gigabit Ethernet	M12-8, M12-12 socket, Digital I/O, M12-12 plug for VGA, USB	AutoVISION, Visionscape
	C-Mount	Options from VGA to 8 MP (Mono and Color)	IP54	8–30 V	Gigabit Ethernet	RJ45 socket, M8-3, M8-4	AutoVISION, Visionscape
	C-Mount	0.3MP - 20MP	IP20	24VDC	Ethernet TCP/IP, RS-232, EtherNet/IP, PROFINET, EtherCAT	RJ45, USB 2.0, Parallel IO, DVI-I	FZ-PanDA (FHV/FH/FJ Software), Sysmac Studio
	Autofocus, C-Mount	0.4MP - 12MP	IP67	24VDC	Ethernet TCP/IP, RS-232, EtherNet/IP, PROFINET, EtherCAT	M12 RJ45, Power, IO	FZ-PanDA (FHV/FH/FJ Software), Sysmac Studio

Software solutions

OMRON offers intuitive software solutions for each of its product lines that accommodate all user levels and applications. MicroHAWK barcode readers work right out of the box thanks to OMRON easy-to-use WebLink software. AutoVISION® features an intuitive interface for easy setup and deployment of vision applications, including scalability to Visionscape® for more complex configurations and advanced programming capabilities. FH/FHV7 software provides high performance image inspection, AI, and 3D Vision guidance capabilities

WebLink



WebLink Software: As the world's first browser-based barcode reader configuration interface, WebLink provides real-time remote access to the settings on any OMRON barcode reader. Users can employ the web browser of their choice to set up, test, control and monitor a barcode reader without needing to install any software. Its best-in-class usability makes it easy to read challenging codes and adjust settings according to varying conditions.

AutoVISION Software



AutoVISION is the easiest software available for basic to mid-range vision applications. Its intuitive interface guides the user to connect to a device, configure the hardware, program the job and monitor results. Jobs are fully scalable across cameras, software, industrial systems, PCs and mobile devices.

- Complete Tool Set includes X-Mode decoding technology and fully-teachable OCR. Locate, Measure, Count, Color ID or Matching, and Presence/Absence tools make inspection easy while Verification and OCV tools monitor barcode and text quality.
- Web Monitor provides feedback and real-time visualization of runtime data with a customizable, web-based HMI display that works on nearly any browser.

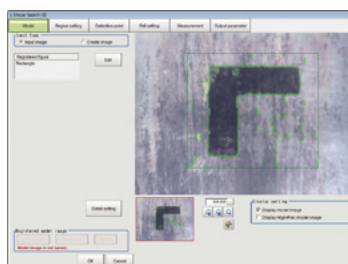
Visionscape Software



Visionscape gives advanced users all the elements required to develop and deploy complex industrial vision applications with a customizable configuration environment. It can open AutoVISION jobs for scripting and other advanced programming using numerous proven image processing tools and a powerful graphical user interface.

- FrontRunner Interface serves as an "Engineering" GUI for application evaluation, development, training, parameter change, and monitoring.
- Web Monitor provides feedback and real-time visualization of runtime data with a customizable, web-based HMI display that works on nearly any browser.





















































FHV/FH/FJ/FZ Programming interface



The same programming interface is shared within smart cameras like FHV7 all the way to powerful vision systems like FH, so scalability is key when considering this family. If using it with the FHV7 smart camera, the software will allow to choose from more than 75 inspection tools, and when using with a FH vision system for example it will expand for more than 100 tools. It is a single piece of software that can be used for Programming, Simulation and Monitoring purpose

How Much Space Does Your Symbol Need?

Data Matrix symbols set the standard for reliable, accurate and space-efficient identification. Because information is encoded in two dimensions, Data Matrix has much more data capacity than common linear symbologies such as UPC or Code 39. For example, 50 characters can be encoded in a Data Matrix symbol measuring just 6mm by 6mm. See the chart below for more information on Data Matrix sizes and capacities.

Symbol Size <i>Row x Column</i>	Data Capacity		5 mil Examples	7.5 mil Examples	10 mil Examples	15 mil Examples
	Numeric	Alphanumeric				
10 x 10	6	3	 1.27 mm	 1.90 mm	 2.54 mm	 3.81 mm
12 x 12	10	6	 1.52 mm	 2.29 mm	 3.05 mm	 4.57 mm
14 x 14	16	10	 1.78 mm	 2.67 mm	 3.56 mm	 5.33 mm
16 x 16	24	16	 2.03 mm	 3.05 mm	 4.06 mm	 6.10 mm
18 x 18	36	25	 2.29 mm	 3.43 mm	 4.57 mm	 6.87 mm
20 x 20	44	31	 2.54 mm	 3.81 mm	 5.08 mm	 7.62 mm
22 x 22	60	43	 2.79 mm	 4.19 mm	 5.59 mm	 8.38 mm
24 x 24	72	52	 3.05 mm	 4.57 mm	 6.10 mm	 9.14 mm
26 x 26	88	64	 3.30 mm	 4.95 mm	 6.60 mm	 9.91 mm
32 x 32	124	91	 4.06 mm	 6.10 mm	 8.13 mm	 12.19 mm
36 x 36	172	127	 4.57 mm	 6.86 mm	 9.14 mm	 13.72 mm
40 x 40	228	169	 5.08 mm	 7.62 mm	 10.16 mm	 15.24 mm
44 x 44	288	214	 5.59 mm	 8.38 mm	 11.18 mm	 16.76 mm

NOTE: Each Data Matrix symbol shown is a square matrix. Symbols are for size reference only, and may not be accurately reproduced on-screen or by some print methods. Scale is 1:1.

2.5 mil Data Matrix

These extremely small Data Matrix symbols are nearly invisible to the naked eye. They must be printed or marked with a high level of accuracy to ensure readability. OMRON Microscan readers can decode Data Matrix symbols as small as 2.5 mil.



Symbol Size: 10 X 10
Data Capacity: Numeric: 6 / Alphanumeric: 3

OMRON AUTOMATION AMERICAS HEADQUARTERS • Chicago, IL USA • 847.843.7900 • 800.556.6766 • automation.omron.com

OMRON CANADA, INC. • HEAD OFFICE

Toronto, ON, Canada • 416.286.6465 • 866.986.6766 • automation.omron.com

OMRON ELECTRONICS DE MEXICO • HEAD OFFICE

Ciudad de México • 52.55.5901.4300 • 01.800.386.6766 • mela@omron.com

OMRON ELECTRONICS DE MEXICO • SALES OFFICE

San Pedro Garza García, N.L. • 81.12.53.7392 • 01.800.386.6766 • mela@omron.com

OMRON ELECTRONICS DE MEXICO • SALES OFFICE

Eugenio Garza Sada, León, Gto • 01.800.386.6766 • mela@omron.com

OMRON ELETRÔNICA DO BRASIL LTDA • HEAD OFFICE

São Paulo, SP, Brasil • 55 11 5171-8920 • automation.omron.com

OMRON ARGENTINA • SALES OFFICE

Buenos Aires, Argentina • +54.11.4521.8630 • +54.11.4523.8483
mela@omron.com

OTHER OMRON LATIN AMERICA SALES

+54.11.4521.8630 • +54.11.4523.8483 • mela@omron.com

Authorized Distributor:

Controllers & I/O

- Machine Automation Controllers (MAC) • Motion Controllers
- Programmable Logic Controllers (PLC) • Temperature Controllers • Remote I/O

Robotics

- Industrial Robots • Mobile Robots

Operator Interfaces

- Human Machine Interface (HMI)

Motion & Drives

- Machine Automation Controllers (MAC) • Motion Controllers • Servo Systems
- Frequency Inverters

Vision, Measurement & Identification

- Vision Sensors & Systems • Measurement Sensors • Auto Identification Systems

Sensing

- Photoelectric Sensors • Fiber-Optic Sensors • Proximity Sensors
- Rotary Encoders • Ultrasonic Sensors

Safety

- Safety Light Curtains • Safety Laser Scanners • Programmable Safety Systems
- Safety Mats and Edges • Safety Door Switches • Emergency Stop Devices
- Safety Switches & Operator Controls • Safety Monitoring/Force-guided Relays

Control Components

- Power Supplies • Timers • Counters • Programmable Relays
- Digital Panel Meters • Monitoring Products

Switches & Relays

- Limit Switches • Pushbutton Switches • Electromechanical Relays
- Solid State Relays

Software

- Programming & Configuration • Runtime