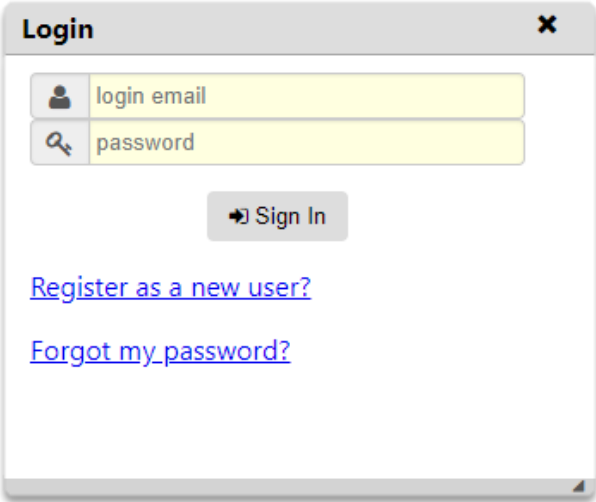


# REGISTERING FOR ONSET

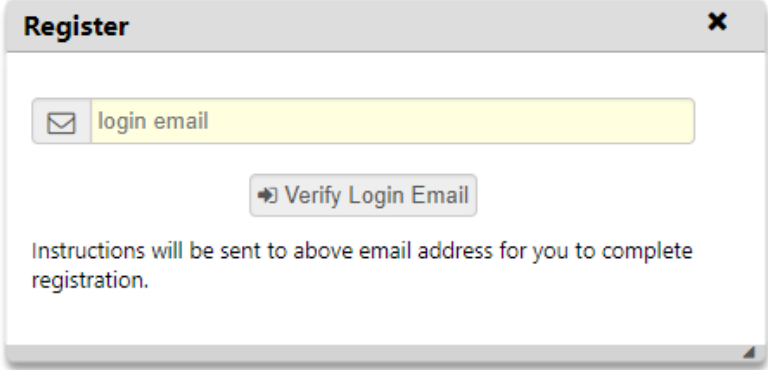
## STEP 1

In Google Chrome go to <https://omronsolutions.com/>. On the login screen click on “Register as a new user?”.



## STEP 2

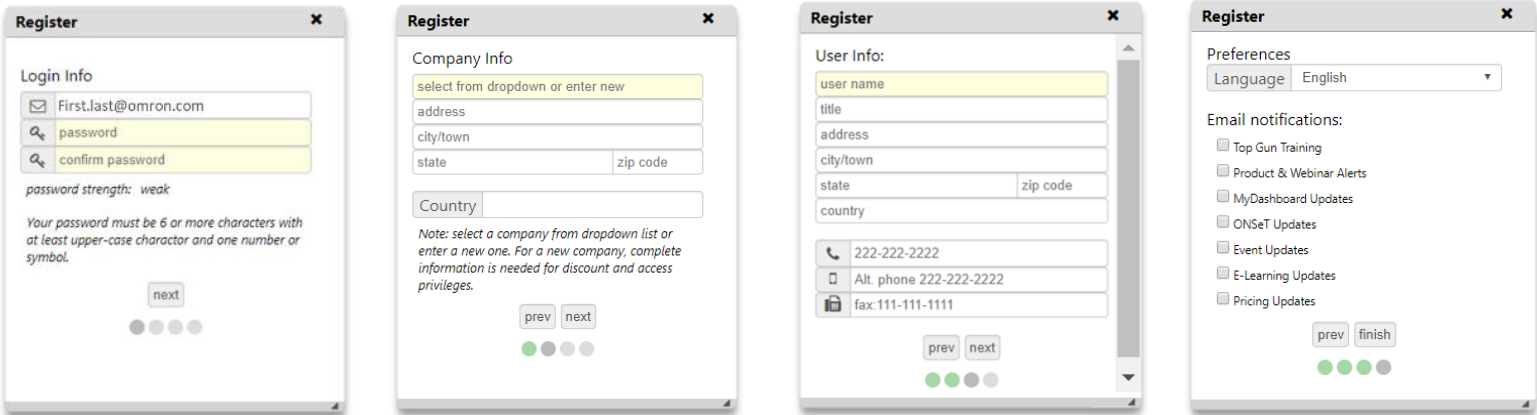
Enter your business email and click on “Verify Login Email”. Check your email address for information to complete your registration. In the validation email click on the link to finish setting up your ONSeT account.



# REGISTERING FOR ONSET

## STEP 3

After clicking on the validation link you will be redirected back to <https://omron.com/> to complete your registration. Fill in your login information, Company information, User information, and Preferences.



## STEP 4

After clicking on “finish” you will receive a confirmation message and be redirected to the login screen. Once redirected to the login screen enter in your login information to start using ONSeT!

## QUESTIONS?

If you have questions or need assistance using the tool contact [onset.support@omron.com](mailto:onset.support@omron.com).